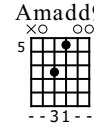
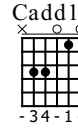
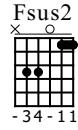
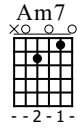
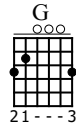
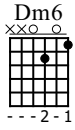
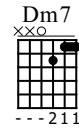
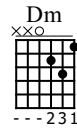
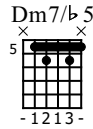
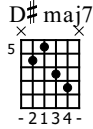
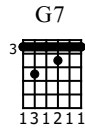
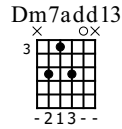
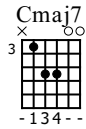


A Design For Life

Manic Street Preachers



Standard tuning

♩ = 132

alternate picking

Intro

Cmaj7

let ring

E-Gt

12/8

T: 1 5 5 0 5 5 0 5 5 0 5 5
 A: 3 5 5 3 5 5 3 5 5 3 5 5
 B: 3 5 5 3 5 5 3 5 5 3 5 5

□ V □ V □ V □ V □ V □ V

Verse

let ring

3

T: 5 5 0 5 5 0 5 5 0 5 5
 A: 3 5 5 3 5 5 3 5 5 3 5 5
 B: 3 5 5 3 5 5 3 5 5 3 5 5

Dm7add13

let ring

5

T: 5 0 5 0 5 0 5 0 5 0 5 0
 A: 5 3 5 3 5 3 5 3 5 3 5 3
 B: 5 3 5 3 5 3 5 3 5 3 5 3

G7

let ring

7

T: 4 3 5 4 3 5 4 3 5 4 3 5
 A: 3 5 3 5 3 5 3 5 3 5 3 5
 B: 3 5 3 5 3 5 3 5 3 5 3 5

D#maj7

let ring

9

T: 7 8 7 8 7 8 7 8 7 8 7 8
 A: 6 5 7 8 6 5 7 8 6 5 7 8
 B: 6 5 7 8 6 5 7 8 6 5 7 8

Dm7/b5

let ring

6

T: 6 5 6 5 6 5 6 5 6 5 6 5
 A: 5 6 5 6 5 6 5 6 5 6 5 6
 B: 5 6 5 6 5 6 5 6 5 6 5 6

Cmaj7

let ring

11

Pre-chorus

Dm Dm7 Dm6 G

13

Dm Dm7 Dm6 G

15

Am7 Fsus2 Cadd11

let ring

17

Chorus

Amadd9

let ring

20

Amadd9

let ring

Fsus2

22

Intro

let ring

25

Verse

let ring

27

TAB

let ring

29

TAB

let ring

31

TAB

let ring

33

TAB

let ring

35

TAB

Pre-chorus

37

TAB

39

TAB

let ring

41

TAB

Chorus

let ring-----|

44
T 0 0 5 7 2 3 3 3 3 3
A 7 0 0 0 0 0 3 2 1 1 1 0 1 0 1 0
B 0 0 0 0 0 0 3 2 1 1 1 0 1 0 1 0

let ring-----|

46
T 0 0 5 7 2 3 3 3 3 3
A 7 0 0 0 0 0 3 2 1 1 1 0 1 0 1 0
B 0 0 0 0 0 0 3 2 1 1 1 0 1 0 1 0

Break

Cmaj7

Dm7add13

49
T 0 0 5 5 3
A 0 0 5 5 3
B 0 0 5 5 3

G7

D# maj7

Dm7/b5

let ring-----|

let ring-----|

let ring-----|

53
T 3 4 3 5 5 3
A 3 4 3 5 5 3
B 3 4 3 5 5 3

Cmaj7

let ring-----|

57
T 0 5 0 5 0 5 0 5 0 5 0 5 0 5 0 5 0
A 0 5 0 5 0 5 0 5 0 5 0 5 0 5 0 5 0
B 3 3 3 3 3 3 3 3 3 3 3 3 3 3 3 3 3

Pre-chorus

59
T 1 1 1 1 1 1 1 1 1 3 3 3 3 3 3 3 3
A 3 3 3 3 3 3 3 3 3 0 0 0 0 0 0 0 0
B 2 2 2 2 2 2 2 2 2 2 2 2 2 2 2 2 2

61
T 1 1 1 1 1 1 1 1 1 3 3 3 3 3 3 3 3
A 3 3 3 3 3 3 3 3 3 0 0 0 0 0 0 0 0
B 2 2 2 2 2 2 2 2 2 2 2 2 2 2 2 2 2

let ring-----|

63
T 0 0 0 0 1 0 0 1 1 1 0 0 1
A 2 2 2 2 0 0 0 0 1 1 1 0 0 1
B 0 0 0 0 0 0 0 0 3 3 3 3 3

Chorus

let ring -----|

66

Tablature for measures 66 and 67. Measure 66: Treble clef, notes on strings 2, 3, 4, 5, 6 with fret numbers 7, 0, 0, 0, 5, 7. Bass clef, notes on strings 1, 2, 3, 4, 5, 6 with fret numbers 0, 0, 0, 0, 2, 0. Measure 67: Treble clef, notes on strings 2, 3, 4, 5, 6 with fret numbers 3, 3, 3, 3, 3, 3. Bass clef, notes on strings 1, 2, 3, 4, 5, 6 with fret numbers 1, 1, 1, 0, 1, 0.

let ring -----|

68

Tablature for measures 68 and 69. Measure 68: Treble clef, notes on strings 2, 3, 4, 5, 6 with fret numbers 7, 0, 0, 0, 5, 7. Bass clef, notes on strings 1, 2, 3, 4, 5, 6 with fret numbers 0, 0, 0, 0, 2, 0. Measure 69: Treble clef, notes on strings 2, 3, 4, 5, 6 with fret numbers 3, 3, 3, 3, 3, 3. Bass clef, notes on strings 1, 2, 3, 4, 5, 6 with fret numbers 1, 1, 1, 0, 1, 0.

4 bars of drums only

Ending

71

Tablature for measures 71, 72, 73, and 74. Each measure shows a single note on the treble clef (string 2, fret 7) and a single note on the bass clef (string 1, fret 0).