

# Psycho Holiday

Pantera

Standard tuning

♩ = 100

## Intro

P.M.-----

4x

E-Gt

4/4 time signature. Tablature for E-Guitar. The first measure shows a series of eighth notes on the 1st fret (1-1-1-1-1-1-1-1-1-1-1-1-1-1-1-1) with a '3' below each pair of notes, indicating triplets. The piece ends with a double bar line.

P.M.----- | +~~~~~ P.M.----- | +~~~~~ P.M.----- | +~~~~~ P.M.----- | +~~~~~

Tablature for E-Guitar. The first measure shows eighth notes on the 3rd fret (3-3-3-3-3-3-3-3-3-3-3-3-3-3-3-3) with a '3' below each pair of notes. The second measure shows eighth notes on the 2nd fret (2-2-2-2-2-2-2-2-2-2-2-2-2-2-2-2) with a '2' below each pair of notes. The third measure shows eighth notes on the 1st fret (1-1-1-1-1-1-1-1-1-1-1-1-1-1-1-1) with a '1' below each pair of notes. The fourth measure shows eighth notes on the 0th fret (0-0-0-0-0-0-0-0-0-0-0-0-0-0-0-0) with a '0' below each pair of notes. The piece ends with a double bar line.

P.M.----- | +~~~~~ P.M.----- | +~~~~~ P.M.----- | +~~~~~ ~~~~~~

Tablature for E-Guitar. The first measure shows eighth notes on the 3rd fret (3-3-3-3-3-3-3-3-3-3-3-3-3-3-3-3) with a '3' below each pair of notes. The second measure shows eighth notes on the 2nd fret (2-2-2-2-2-2-2-2-2-2-2-2-2-2-2-2) with a '2' below each pair of notes. The third measure shows eighth notes on the 1st fret (1-1-1-1-1-1-1-1-1-1-1-1-1-1-1-1) with a '1' below each pair of notes. The fourth measure shows eighth notes on the 2nd fret (2-4-2-4-2-4-2-4-2-4-2-4-2-4-2-4) with a '<2.4>' below each pair of notes. The piece ends with a double bar line.

♩ = 90

## Bridge

P.H.

P.H.

~~~~~

4x

Tablature for E-Guitar. The first measure shows eighth notes on the 6th fret (6-4-6-5-4-5) with a '6' below each pair of notes. The second measure shows eighth notes on the 7th fret (7-4-7-4-7-4-7-4-7-4-7-4-7-4-7-4) with a '3' below each pair of notes. The third measure shows eighth notes on the 6th fret (6-4-6-5-4-5) with a '6' below each pair of notes. The fourth measure shows eighth notes on the 7th fret (7-4-7-4-7-4-7-4-7-4-7-4-7-4-7-4) with a '3' below each pair of notes. The piece ends with a double bar line and a '3/16' time signature.

♩ = 100

## Verse

P.M.-----

♩ = 90

P.H.

P.H.

8x

~~~~~

4/4 time signature. Tablature for E-Guitar. The first measure shows eighth notes on the 0th fret (0-0-0-0-0-0-0-0-0-0-0-0-0-0-0-0) with a '3' below each pair of notes. The second measure shows eighth notes on the 0th fret (0-0-0-0-0-0-0-0-0-0-0-0-0-0-0-0) with a '3' below each pair of notes. The third measure shows eighth notes on the 0th fret (0-0-0-0-0-0-0-0-0-0-0-0-0-0-0-0) with a '3' below each pair of notes. The fourth measure shows eighth notes on the 0th fret (0-0-0-0-0-0-0-0-0-0-0-0-0-0-0-0) with a '3' below each pair of notes. The fifth measure shows eighth notes on the 0th fret (0-0-0-0-0-0-0-0-0-0-0-0-0-0-0-0) with a '3' below each pair of notes. The sixth measure shows eighth notes on the 0th fret (0-0-0-0-0-0-0-0-0-0-0-0-0-0-0-0) with a '3' below each pair of notes. The seventh measure shows eighth notes on the 0th fret (0-0-0-0-0-0-0-0-0-0-0-0-0-0-0-0) with a '3' below each pair of notes. The eighth measure shows eighth notes on the 0th fret (0-0-0-0-0-0-0-0-0-0-0-0-0-0-0-0) with a '3' below each pair of notes. The ninth measure shows eighth notes on the 6th fret (6-4-6-5-4-5) with a '6' below each pair of notes. The tenth measure shows eighth notes on the 7th fret (7-4-7-4-7-4-7-4-7-4-7-4-7-4-7-4) with a '3' below each pair of notes. The eleventh measure shows eighth notes on the 6th fret (6-4-6-5-4-5) with a '6' below each pair of notes. The twelfth measure shows eighth notes on the 7th fret (7-4-7-4-7-4-7-4-7-4-7-4-7-4-7-4) with a '3' below each pair of notes. The piece ends with a double bar line.

♩ = 100

P.M.-----

♩ = 90

Bridge  
P.H.

P.H.

3x

TAB

♩ = 100

P.H.

P.M.---

P.M.---

TAB

### Chorus



TAB

3	2	1	5	3	2	1	1
3	2	1	5	3	2	1	1

### Verse

P.M.-----

♩ = 90

P.H.

P.H.

8x

TAB

♩ = 100

P.M.-----

♩ = 90

Bridge  
P.H.

P.H.

3x

TAB

♩ = 100

P.H.

P.M.---

P.M.---

TAB

### Chorus



T	3	2	1	5	3	2	1	1
A	3	2	1	5	3	2	1	1
B	3	2	1	5	3	2	1	1

### Guitar Solo

T								
A								
B								

### Verse

$\text{♩} = 90$   
P.H. P.H. P.H.

8x

Wavy line

TAB

0-0-0-0-0-0-0-0-0-0-0-0-0-0-0-0-0-0  
3 3 3 3 3 3 3 3 3 3 3 3 3 3

6-4 6-5-4-5 7-4-(4) 6-4 6-5-4-5 7-4  
6 3 6 3

$\text{♩} = 100$   
P.H. P.H. P.H.

3x

TAB

0-0-0-0-0-0-0-0-0-0-0-0-0-0-0-0-0-0  
3 3 3 3 3 3 3 3 3 3 3 3 3 3

6-4 6-5-4-5 7-4-(4) 6-4 6-5-4-5 7-4  
6 3 6 3

### Bridge

$\text{♩} = 100$   
P.H. P.H. P.H.

2/4 4/4

TAB

6-4 6-5-4-5 7-4-(4) 0-0 0-0 7-7 7-7  
6 3 3 3

### Chorus



T	3	2	1	5	3	2	1	<2.4>
A	3	2	1	5	3	2	1	<2.4>
B	3	2	1	5	3	2	1	<2.4>



Tablature system 1:

11 10 (10) 9 8 (8) <3.2> <2.7> <2.4>

10 9 (9) 8 7 (7) 8 7 (8) 6 (6)

8 8 (8) 7 (7) 6 (6)

1. 1. 1. . . |



Tablature system 2:

11 10 (10) 9 8 (8) <2.4>

10 9 (9) 8 7 (7) 8 7 (8) 6 (6)

8 8 (8) 7 (7) 6 (6)

1. 1. 1. . . |

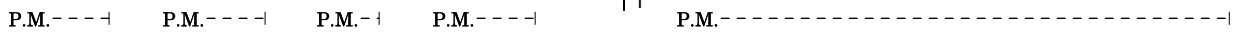
**Outro**



Tablature system 3:

8-8-8-8 8-8-8-8 8-8-8-8 8-8-8-8 7-7-7-7 7-7-7-7 7-7-7-7 7-7-7-7


6-6-6-6 6-6-6-6 6-6-6-6 6-6-6-6 5-5-5-5 5-5-5-5 5-5-5-5 5-5-5-5



Tablature system 4:

6-6-6-6 6-6-6-6 6-6-6-6 6-6-6-6 5-5-5-5 5-5-5-5 5-5-5-5 5-5-5-5

4-4-4-4 4-4-4-4 4-4-4-4 4-4-4-4 3-3-3-3 3-3-3-3 3-3-3-3 3-3-3-3



Tablature system 5:

5 5 5 3 5 5 5 4 8-8-8-8 8-8-8-8 8-8-8-8 8-8-8-8 8-8-8-8 8-8-8-8 8-8-8-8

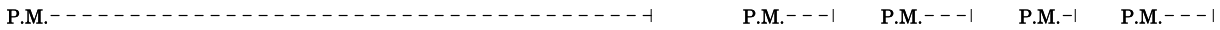
3 3 3 1 3 3 3 2 6-6-6-6 6-6-6-6 6-6-6-6 6-6-6-6 6-6-6-6 6-6-6-6 6-6-6-6



Tablature system 6:

7-7-7-7 7-7-7-7 7-7-7-7 7-7-7-7 6-6-6-6 6-6-6-6 6-6-6-6 6-6-6-6 6-6-6-6 6-6-6-6

5-5-5-5 5-5-5-5 5-5-5-5 5-5-5-5 4-4-4-4 4-4-4-4 4-4-4-4 4-4-4-4 4-4-4-4 4-4-4-4



Tablature system 7:

5 5 5 5 5 5 5 5 8-8-8-8 8-8-8-8 8-8-8-8 8-8-8-8 8-8-8-8 8-8-8-8 8-8-8-8

3 3 3 3 3 3 3 3 6-6-6-6 6-6-6-6 6-6-6-6 6-6-6-6 6-6-6-6 6-6-6-6 6-6-6-6

P.M.----- P.M.----- P.M.- P.M.----- P.M.----- P.M.----- P.M.- P.M.-----

T  
A  
B

T  
A  
B

T  
A  
B